

# SECOND QUARTER REPORT 2024

April 1 to June 30, 2024

Jack C. Sapp III

Chief of Police



---

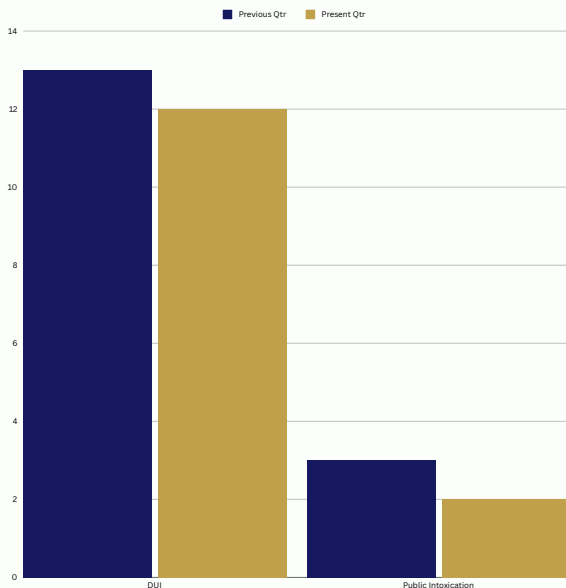
COLLEGEDALE POLICE DEPARTMENT

# COLLEGEDALE POLICE DEPARTMENT'S SECOND QUARTER REPORT 2024

APRIL 1 TO JUNE 30, 2024



*Promising transparency across the board, this report is another example of the openness and accountability that continue to be the standard for this agency.*



## Alcohol or Intoxication-Related

### Previous Quarter

13 DUIs  
3 Public Intoxications

### Present Quarter

12 DUIs  
2 Public Intoxications

*Rate of Change - 7.6% Decrease in DUIs, 33.3% Decrease in Public Intoxications*

## Offenses Drug & Drug Equipment Offenses

*If reports documented misdemeanors and felonies in the same report, this statistic reflected the felony:*

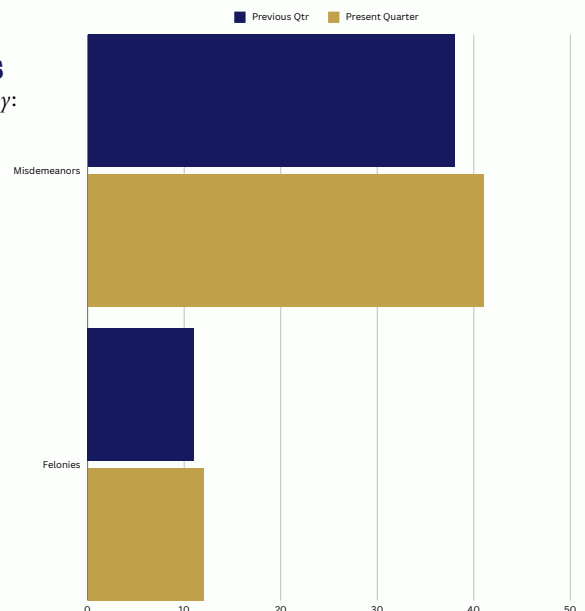
### Previous Quarter

38 Misdemeanor Reports  
11 Felony Reports

### Present Quarter

41 Misdemeanor Reports  
12 Felony Reports

*Rate of Change - 7.8% Increase in Misdemeanors / 8.3% Decrease in Felonies*



"I'm proud of the hard work our officers continue to do. Every day they continue to Set the Standard."

- Chief Jack C. Sapp III

## Theft and/or Fraud-Related Offenses

*If reports documented misdemeanors and felonies in the same report, this statistic reflected the felony:*

### Previous Quarter

51 Misdemeanor Reports

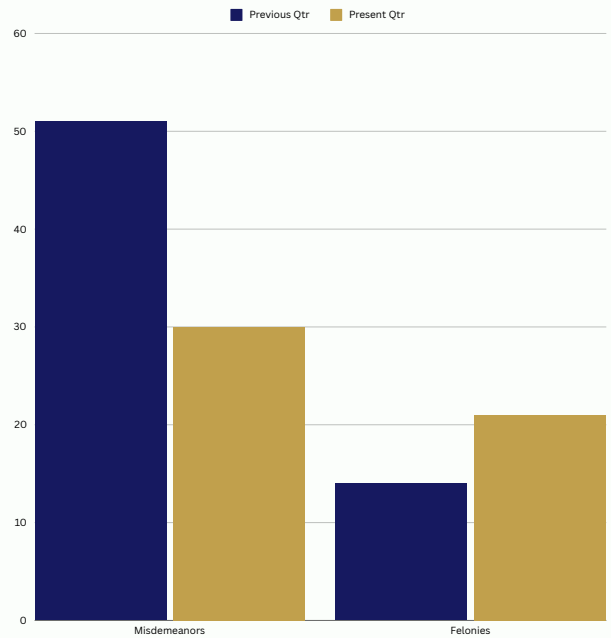
14 Felony Reports

### Present Quarter

30 Misdemeanor Reports

21 Felony Reports

*Rate of Change - 41.1% Decrease in Misdemeanors / 50% Increase in Felonies*



## Hands Across The Border

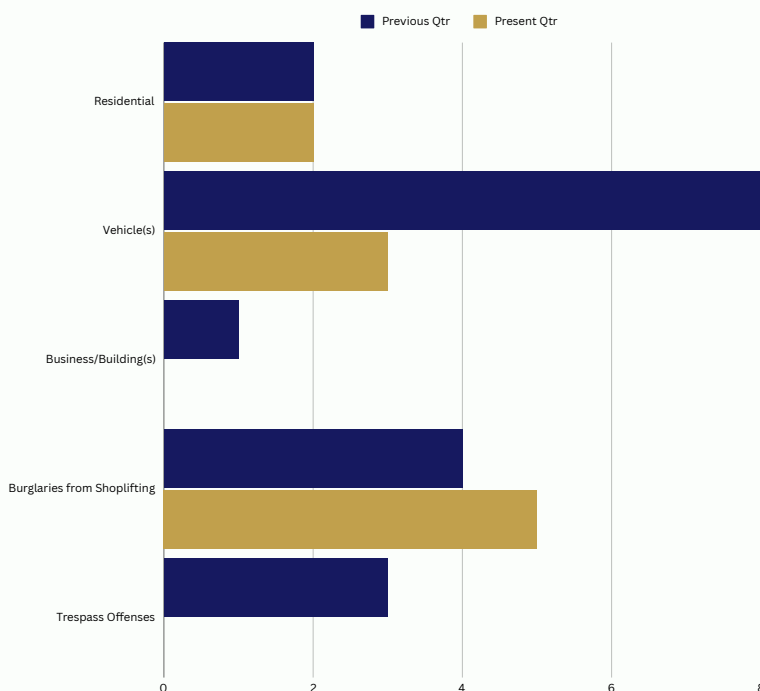
May 26, 2024 - Officers with the Collegedale Police Department partnered with the TN Highway Safety Office for a Hands Across The Border Event that involved multiple local and state agencies working together at the state line on Rossville Boulevard in Chattanooga.

“The pursuit of justice through community partnership, personal accountability, transparent policing practices, and the defense of personal rights as granted by The Constitution of the United States and the State of Tennessee”

## Agency Mission Statement

### School Tour at City Hall

May 18, 2024 - Sgt. McNeal and Officers Rojas and Jones welcomed the students of Beacon Academy to City Hall, where they were able to ask questions and learn how local government operates.



### Burglary-Related Offenses

#### Previous Quarter

2 Residential Burglaries  
8 Auto Burglaries  
1 Non-Residential Burglaries  
4 Burglaries from Shoplifting  
3 Trespass Offenses

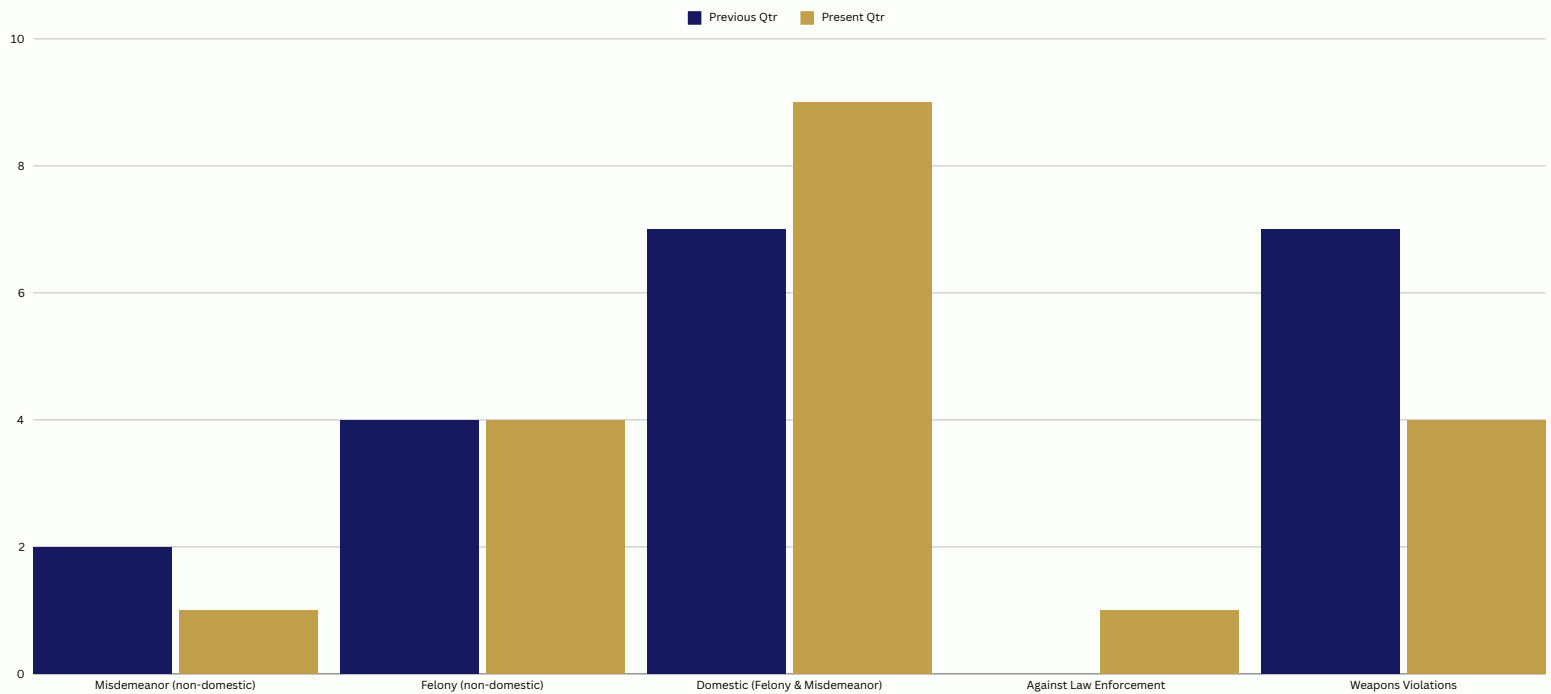
#### Present Quarter

2 Residential Burglaries  
3 Auto Burglaries  
0 Non-Residential Burglaries  
5 Burglaries from Shoplifting  
0 Trespass Offenses

Rate of Change - 0% Increase in Residential Burglaries, 62.5% Decrease in Auto Burglaries, 100% Decrease in Business/Building Burglaries, 25% Increase in Burglaries from Shoplifting, and 100% Decrease in Trespass offenses



## “Service Before Self” Agency Motto



*Rate of Change - 50% Decrease in Misdemeanor Assaults, 0% Increase in Felony Assaults, 28.5% Increase in Domestic Assaults, 100% Increase in Assaults against Law Enforcement, 42.8% Decrease in Weapons Violations*

### Assault & Weapons Offenses

#### Previous Quarter

2 Misdemeanor Assaults (non-domestic)  
4 Felony Assaults (non-domestic)  
7 Domestic Assaults (Felony & Misdemeanor)  
0 Assaults Against Law Enforcement  
7 Weapons Violations

#### Present Quarter

1 Misdemeanor Assaults (non-domestic)  
4 Felony Assaults (non-domestic)  
9 Domestic Assaults (Felony & Misdemeanor)  
1 Assaults Against Law Enforcement  
4 Weapons Violations





# SETTING THE STANDARD



## Police Week 2024

May 14, 2024 - The officers of the Collegedale Police Department expressed their appreciation for the men and women in law enforcement who place Service Before Self.

## Sexual or Indecency Related Offenses

If reports documented misdemeanors and felonies in the same report, this statistic reflected the felony:

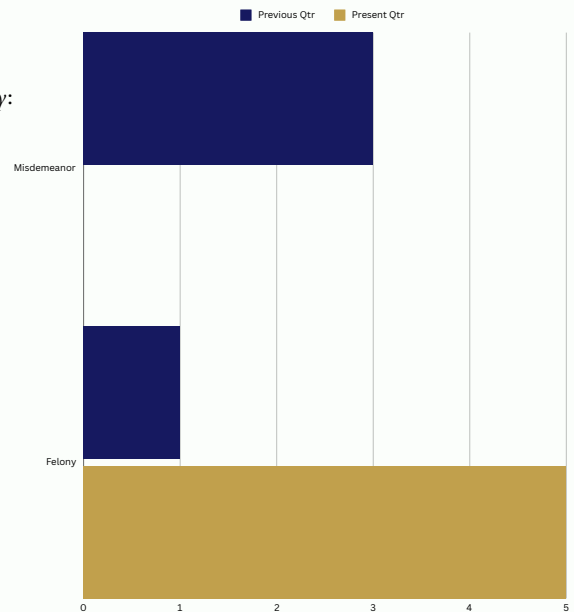
### Previous Quarter

3 Misdemeanor Reports  
1 Felony Reports

### Present Quarter

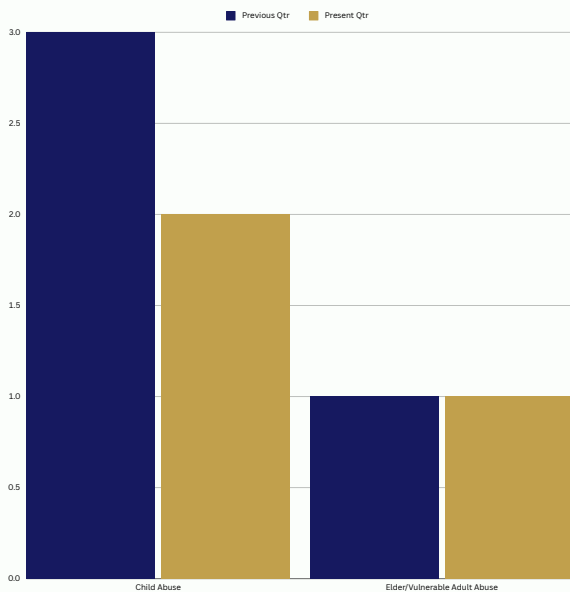
1 Misdemeanor Reports  
1 Felony Reports

Rate of Change - 66.6% Decrease in Misdemeanors / 0% Increase in Felonies



"You stood tall, suited up, and came to work with pride and professionalism. So thank you. Thank you for being the best."

- Chief Jack C. Sapp III



## Abuse Related Offenses

### Previous Quarter

3 Child Abuse  
1 Elder/Vulnerable Adult Abuse

### Present Quarter

2 Child Abuse  
1 Elder/Vulnerable Adult Abuse

Rate of Change - 33.3% Decrease in Child Abuse,  
0% Increase in Elder/Vulnerable Adult Abuse

## DARE Conference

June 7, 2024 - Olivia Oswald, a fifth grade student from Collegedale Academy, and a graduate of Sgt. Parker's DARE Program, won the state DARE essay contest. Congratulations Olivia!

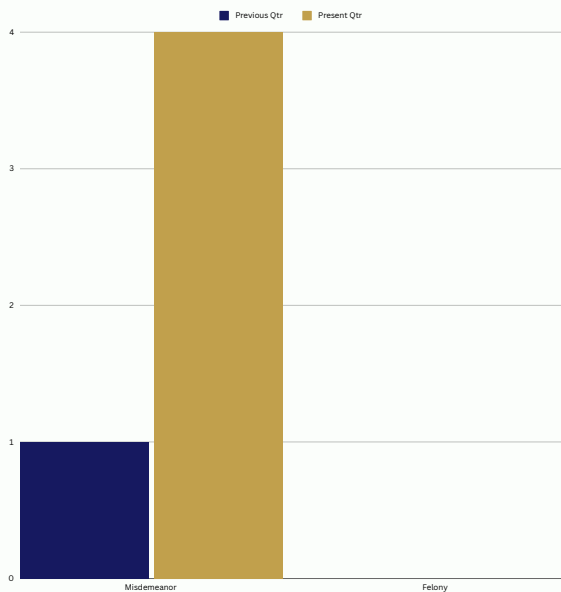


# Community • Partnership • Transparency



## Community Outreach

*June 13, 2024 - Chief Sapp and Assistant Chief Heath meet and greet with a group of local children while stopping by an Ooltewah car wash.*



## Harassment/Stalking/Kidnapping Related Offenses

### Previous Quarter

1 Misdemeanors  
0 Felonies

### Present Quarter

4 Misdemeanors  
0 Felonies

*Rate of Change - 300% Increase in Misdemeanors,  
0% Increase in Felonies*





## CORE VALUES

Courage  
Dedication  
Professionalism  
Respect  
Integrity  
Duty  
Excellence

## CRIMINAL INVESTIGATIONS

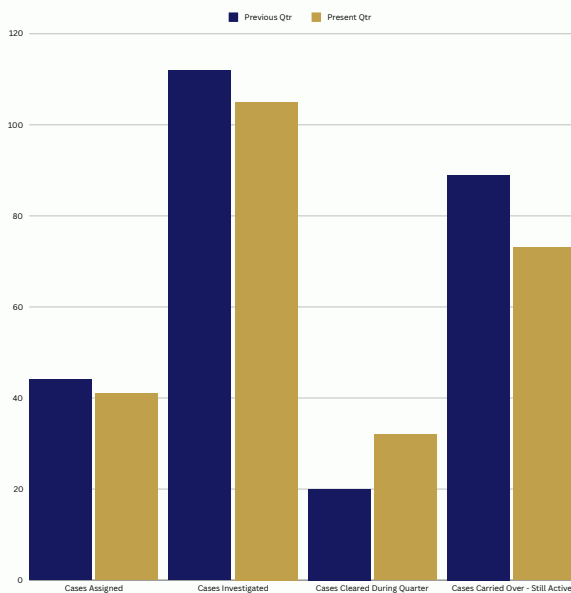
### Case Load

#### Previous Quarter

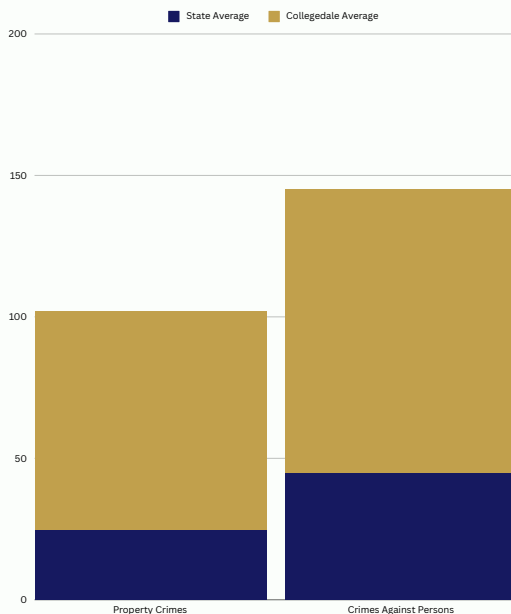
44 Cases Assigned During Quarter  
112 Cases Investigated  
20 Cases Cleared  
89 Cases Carried Over – Still Active

#### Present Quarter

41 Cases Assigned During Quarter  
105 Cases Investigated  
32 Cases Cleared  
73 Cases Carried Over – Still Active



Rate of Change - 6.8% Decrease in Cases Assigned, 6.2% Decrease in Cases Investigated, 60% Decrease in Cases Cleared, 17.9% Increase in Cases Carried Over - Still active



### Investigation Clearance Rates

#### State Average

\*2021 Annual Stats

25% Property Crimes  
45% Crimes Against Person

#### Collegedale Average

77% Property Crimes  
100% Crimes Against Person

"We are all in this together and the first steps toward building trust has to start right here!"

- Chief Jack C. Sapp III

## CRASH DATA

### Traffic Crashes

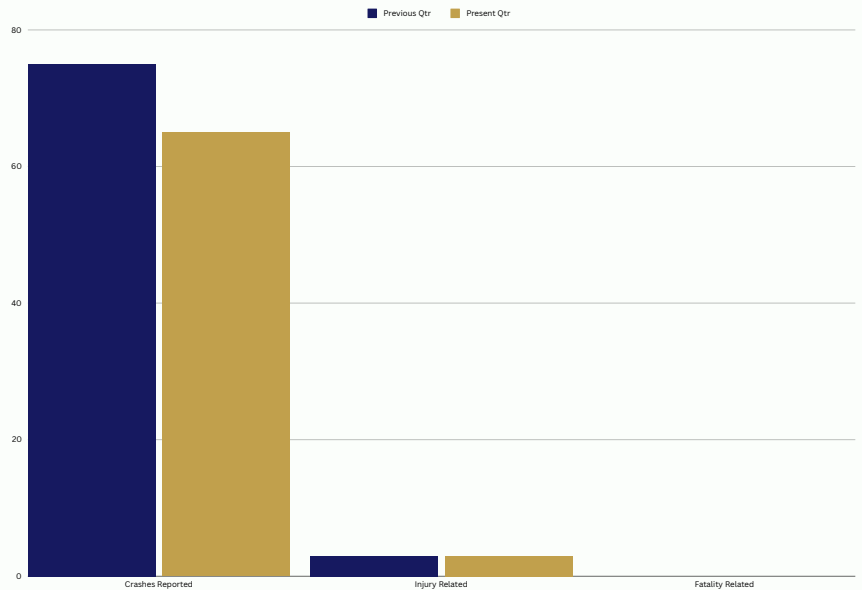
#### Previous Quarter

75 Crashes  
3 Injury Involved  
0 Fatality Involved

#### Present Quarter

65 Crashes  
3 Injury Involved  
0 Fatality Involved

Rate of Change - 13.3% Decrease in Crashes, 0% Increase in Injury Related, 0% Increase in Fatality Related



### Crash Factors

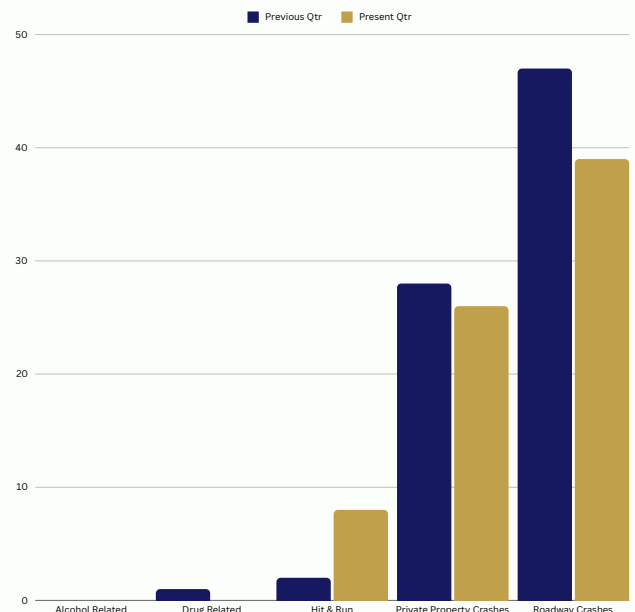
#### Previous Quarter

0 Alcohol Related  
1 Drug Related  
2 Hit & Run  
28 Private Property Crash  
47 Roadway Crash

#### Present Quarter

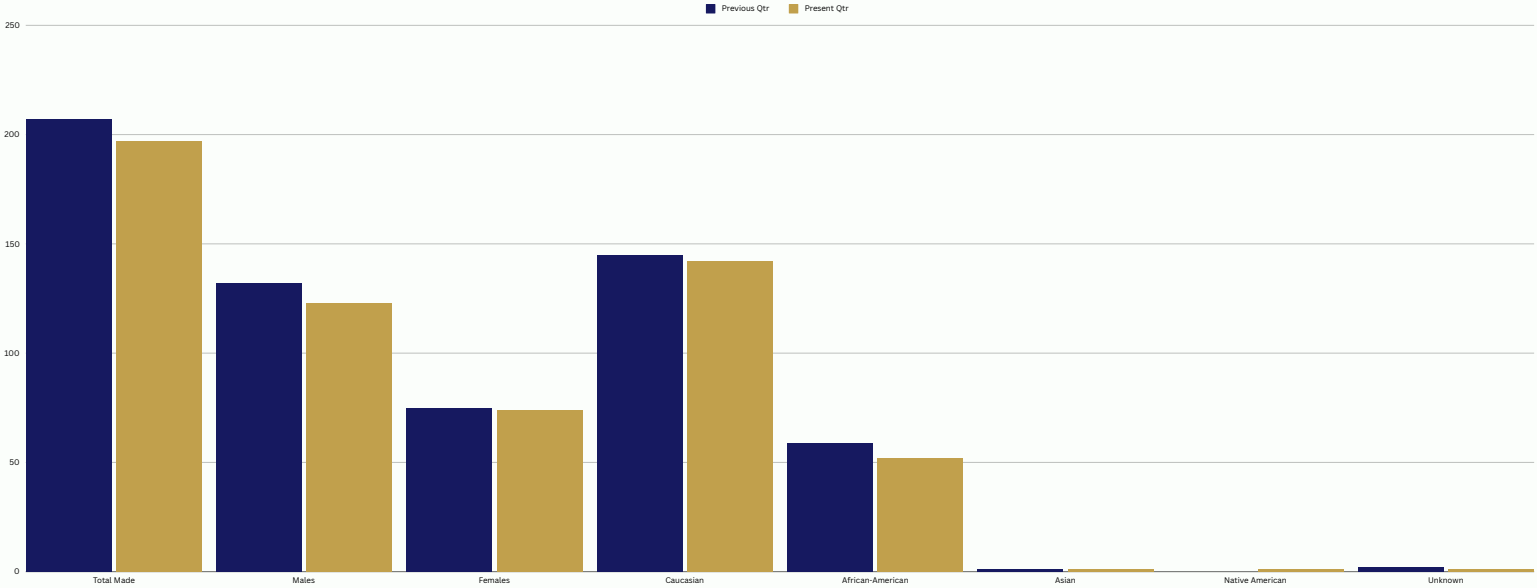
0 Alcohol Related  
0 Drug Related  
8 Hit & Run  
26 Private Property Crash  
39 Roadway Crash

Rate of Change - 0% Increase in Alcohol Related, 100% Decrease in Drug Related, 300% Increase in Hit & Runs, 7.1% Decrease in Private Property Crashes, 17% Decrease in Roadway Crashes





# ARRESTS



## Previous Quarter

207 Total Arrests

132 Males  
75 Females  
145 Caucasian  
59 African-American  
1 Asian  
0 Native American  
2 Unknown

## Present Quarter

197 Total Arrests

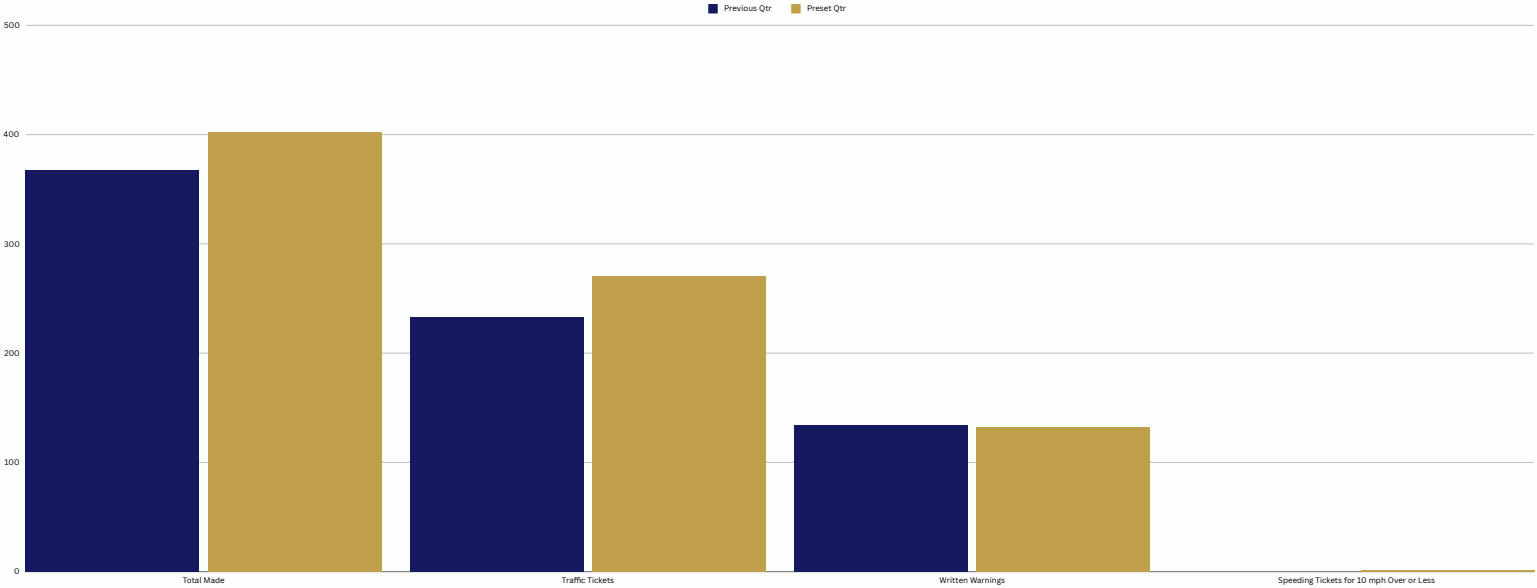
123 Males  
74 Females  
142 Caucasian  
52 African-American  
1 Asian  
1 Native American  
1 Unknown

## Present Quarter Demographics

Demographics	Quarter Demographics	Collegedale Demographics
Males	62%	48.4%
Females	37%	51.6%
Caucasian	72%	75.1%
African-Am.	26%	12.2%
Asian	.50%	2.1%
Nat. American	.50%	.29%
Unknown	.50%	2.4%



# CITATIONS



## Previous Quarter

367 Citations/Warnings

233 Traffic Citations  
134 Written Warnings

0

Speeding Ticket for  
9 mph Over or Less

## Present Quarter

303 Citations/Warnings

181 Traffic Citations  
122 Written Warnings

0

Speeding Ticket for  
9 mph Over or Less

## Present Quarter Demographics

Demographics	Quarter Demographics	Collegedale Demographics
Caucasian	80%	75.1%
African-Am.	12%	12.2%
Asian	.60%	2.1%
Nat. American	.60%	.29%
Unknown	5%	2.4%





# USE OF FORCE & PURSUIT

## Previous Quarter

### USES OF FORCE

9 Total Incidents

9 Within Policy

0 Outside Policy

### PURSUIT(S)

5 Total Incidents

1 Within Policy

4 Outside Policy

## Present Quarter

### USES OF FORCE

13 Total Incidents

21 Within Policy

0 Outside Policy

### PURSUIT(S)

2 Total Incidents

1 Within Policy

1 Outside Policy

## USES OF FORCE

### Present Quarter Demographics

Demographics	Quarter Demographics	Collegedale Demographics
Caucasian	46	75.1%
African-Am.	38.5%	12.2%
Asian	0%	2.1%
Nat. American	0%	.29%
Unknown	0%	2.4%



## Banana Pudding Festival

May 25, 2024 - Sgt. McNeal and Alpha Team visited The Commons during the Banana Pudding Festival.  
[Alpha Team pictured with Tiffany Miller, the event organizer.]